





















1 - Fly Accuracy MEN










Final

Rank	No.	Name	Nation	Points	Time	Points	Time
1	65	Kransberg Gustav	 SWE	100	1:10.20	100	1:09.72
7	2	Lexa Patrik	 CZE	100	2:20.80	100	1:56.20
6	47	Schwarz Markus	 SUI	100	2:20.70	100	2:29.63
3	24	Sakurai Akihiko	 JCSF	100	1:35.60	95	1:07.41
8	72	Stopa Pavel	 POL	100	2:30.10	95	1:34.47
4	46	Kläusler Markus	 SUI	100	2:13.40	95	2:03.19
2	22	Okamoto Kenji	 JCSF	100	1:20.10	90	0:57.43
5	71	Targosz Wlodzimierz	 POL	100	2:13.94	90	1:45.00
9	48	Lussi Gerhardt	 SUI	100	2:31.00		
10	15	Meindl Harald	 AUT	100	2:33.10		
11	75	Paprzycki Janusz	 POL	100	2:34.60		
12	17	Lay Gerhard	 AUT	100	2:42.30		
13	1	Luxa Jan	 CZE	100	2:45.44		
14	5	Kobliha Karel	 CZE	100	3:09.30		
15	74	Noga Marek	 POL	100	3:57.30		
16	36	Vertačnik Tim	 SLO	95	1:49.35		
17	18	Zinner Christian	 AUT	95	1:51.30		
18	63	Kommits Ranel	 EST	95	2:05.88		
19	11	Popovič Marko	 CRO	95	2:08.60		
20	38	Nagel Jens	 GER	95	2:12.80		
21	57	Svirbutavicius Marijonas	 LIT	95	2:16.70		
22	37	Maire-Hensge Heinz	 GER	95	2:20.21		
23	3	Luxa Josef, Ing.	 CZE	95	2:27.35		
24	30	Mikula Karol	 SVK	95	2:36.40		
25	19	Gattermaier Werner	 AUT	95	2:41.78		
26	34	Stevanovič Dušan	 SLO	95	2:44.90		
27	41	Kelterer Erek	 GER	95	2:48.69		
28	27	Mészáros Jan	 SVK	95	2:50.53		
29	50	Castanye Jordi Miquel	 ESP	95	2:54.53		
30	31	Valášek Tomáš	 SVK	95	3:07.97		
31	26	Michalik Karol	 SVK	95	3:11.40		
32	28	Konkoľ Pavol	 SVK	95	3:43.80		
33	76	Kuza Jacek	 POL	95	3:45.50		
34	4	Bombera Jan	 CZE	95	4:04.16		
35	60	Romanovskis Aleksandras	 LIT	95	4:07.40		
36	29	Náhlik Rastislav	 SVK	95	4:52.72		
37	42	Ebeling Olaf	 GER	90	2:28.10		
38	49	Presas Rafael Baque	 ESP	90	2:31.14		
39	16	Meindl Gerhard	 AUT	90	2:43.50		
40	39	Stein Ralf	 GER	90	2:48.84		
41	40	Visser Wiebold	 GER	90	3:35.10		
42	73	Sapigorski Karol	POL	85	1:47.41		
43	13	Brovet Bruno	CRO	85	2:09.81		

44	23	Kato Shinji		JCSF	85	3:02.22
45	6	Krejčí Miloslav, Ing		CZE	85	3:14.59
46	12	Ožbolt Goran		CRO	80	1:46.93
47	35	Sotenšek Tomo		SLO	75	4:32.30
48	79	Jensen Harald Okern		NOR	65	3:09.09
49	64	Lahi Allan		EST	60	3:00.30
50	59	Sinkevicius Laurynas		LIT	60	4:00.96
51	58	Prismantas Kristupas		LIT	55	3:31.34
52	54	Agost Francisco Blasco		ESP	55	4:37.80
53	14	Zbašnik Sandi		CRO	45	4:03.25
54	84	Motomichi Nozaka		JCA	45	4:15.96
55	62	Borovkov Dmitri		EST	40	2:34.56
56	52	Cano Jordi Casals		ESP	10	5:02.28
57	25	Igari Seiichi		JCSF	0	
58	51	Peris Ezequiel Tortajada		ESP	0	
59	53	Valles Vicente Ferran		ESP	0	
60	55	Howlett Colin		GBR	0	
61	56	Miller Andy		GBR	0	
62	77	Kita Jan		POL	0	
63	80	Kita Pawel		POL	0	

2 - Fly Distance Single Handed MEN





















Rank	No.	Name	Nation	Cast 1	Cast 2	Points	Final cast
1	62	Borovkov Dmitri	EST	55,17	54,31	109,48	75,55
2	28	Konkoľ Pavol	SVK	58,62	58,44	117,06	74,42
3	5	Kobliha Karel	CZE	55,00	53,24	108,24	68,28
4	41	Kelterer Erek	GER	56,30	53,18	109,48	68,11
5	76	Kuza Jacek	POL	58,66	57,12	115,78	67,49
6	27	Mészáros Jan	SVK	58,33	57,41	115,74	66,34
7	79	Jensen Harald Okern	NOR	56,96	56,14	113,10	65,64
8	58	Prismantas Kristupas	LIT	57,06	55,10	112,16	63,01
9	31	Valášek Tomáš	SVK	54,95	52,72	107,67	
10	71	Targosz Wlodzimierz	POL	54,59	54,39	108,98	
11	1	Luxa Jan	CZE	53,95	53,95	107,90	
12	18	Zinner Christian	AUT	53,95	53,13	107,08	
13	3	Luxa Josef, Ing.	CZE	53,26	53,23	106,49	
14	34	Stevanovič Dušan	SLO	53,15	52,17	105,32	
15	40	Visser Wiebold	GER	52,91	52,30	105,21	
16	30	Mikula Karol	SVK	51,81	48,69	100,50	
17	4	Bombera Jan	CZE	51,66	47,73	99,39	
18	37	Maire-Hensge Heinz	GER	51,52	51,51	103,03	
19	17	Lay Gerhard	AUT	51,49	50,64	102,13	
20	12	Ožbolt Goran	CRO	50,99	47,09	98,08	
21	59	Sinkevicius Laurynas	LIT	50,38	47,99	98,37	
22	23	Kato Shinji	JCSF	49,82	45,93	95,75	
23	72	Stopa Pavel	POL	49,70	47,43	97,13	
24	11	Popovič Marko	CRO	48,69	45,30	93,99	
25	38	Nagel Jens	GER	48,67	48,57	97,24	
26	15	Meindl Harald	AUT	48,41	46,63	95,04	
27	22	Okamoto Kenji	JCSF	47,69	44,62	92,31	
28	74	Noga Marek	POL	47,67	46,15	93,82	
29	29	Náhlík Rastislav	SVK	47,53	47,39	94,92	
30	24	Sakurai Akihiko	JCSF	47,03	46,00	93,03	
31	16	Meindl Gerhard	AUT	46,84	46,41	93,25	
32	42	Ebeling Olaf	GER	46,73	46,70	93,43	
33	2	Lexa Patrik	CZE	46,70	44,51	91,21	
34	19	Gattermaier Werner	AUT	46,45	45,39	91,84	
35	36	Vertačnik Tim	SLO	45,85	45,71	91,56	
36	65	Kransberg Gustav	SWE	45,83	45,76	91,59	
37	26	Michalik Karol	SVK	45,57	44,31	89,88	
38	39	Stein Ralf	GER	45,54	45,08	90,62	
39	57	Svirbutavicius Marijonas	LIT	45,17	42,49	87,66	
40	49	Presas Rafael Baque	ESP	44,69	39,73	84,42	
41	6	Krejčí Miloslav, Ing	CZE	44,53	44,32	88,85	
42	47	Schwarz Markus	SUI	44,40	44,11	88,51	
43	63	Kommits Ranel	EST	44,36	39,76	84,12	

44	48	Lussi Gerhardt		SUI	43,76	43,71	87,47
45	52	Cano Jordi Casals		ESP	43,30	37,84	81,14
46	35	Sotenšek Tomo		SLO	43,08	41,52	84,60
47	54	Agost Francisco Blasco		ESP	42,86	42,52	85,38
48	13	Brovat Bruno		CRO	42,66	41,89	84,55
49	50	Castanye Jordi Miquel		ESP	41,94	39,19	81,13
50	56	Miller Andy		GBR	41,64	41,44	83,08
51	14	Zbašnik Sandi		CRO	40,04	38,47	78,51
52	73	Sapigorski Karol		POL	38,67	38,59	77,26
53	75	Paprzycki Janusz		POL	38,15	36,66	74,81
54	60	Romanovskis Aleksandras		LIT	36,40	35,09	71,49
55	53	Valles Vicente Ferran		ESP	35,27	34,03	69,30
56	84	Motomichi Nozaka		JCA	33,38	29,22	62,60
57	64	Lahi Allan		EST	31,55	29,86	61,41
58	25	Igari Seiichi		JCSF	0,00	0,00	0,00
59	46	Kläusler Markus		SUI	0,00	0,00	0,00
60	51	Peris Ezequiel Tortajada		ESP	0,00	0,00	0,00
61	55	Howlett Colin		GBR	0,00	0,00	0,00
62	77	Kita Jan		POL	0,00	0,00	0,00
63	80	Kita Pawel		POL	0,00	0,00	0,00

3 - Spinning Accuracy Arenberg Target MEN





















Final

Rank	No.	Name	Nation	Points	Time	Points	Time
1	27	Mészáros Jan	 SVK	98	2:58.80	100	2:00.41
2	38	Nagel Jens	 GER	98	2:04.70	98	1:40.15
3	12	Ožbolt Goran	 CRO	98	1:33.80	96	1:12.59
4	5	Kobliha Karel	 CZE	100	2:42.60	94	1:36.25
5	65	Kransberg Gustav	 SWE	98	2:18.68	94	1:51.06
6	46	Kläusler Markus	 SUI	98	2:26.93	92	1:57.78
7	39	Stein Ralf	 GER	98	2:52.00	86	2:04.80
8	37	Maire-Hensge Heinz	 GER	100	2:42.00	84	1:39.93
9	3	Luxa Josef, Ing.	 CZE	96	1:50.69		
10	72	Stopa Pavel	 POL	96	2:01.66		
11	34	Stevanovič Dušan	 SLO	96	2:06.16		
12	2	Lexa Patrik	 CZE	96	2:09.69		
13	71	Targosz Wlodzimierz	 POL	96	2:34.60		
14	76	Kuza Jacek	 POL	96	2:41.25		
15	6	Krejčí Miloslav, Ing	 CZE	96	2:58.00		
16	18	Zinner Christian	 AUT	94	1:33.10		
17	73	Sapigorski Karol	 POL	94	1:35.60		
18	47	Schwarz Markus	 SUI	94	1:56.96		
19	1	Luxa Jan	 CZE	94	2:22.50		
20	30	Mikula Karol	 SVK	94	2:29.82		
21	58	Prismantas Kristupas	 LIT	94	2:37.90		
22	15	Meindl Harald	 AUT	94	3:13.03		
23	31	Valášek Tomáš	 SVK	92	2:01.00		
24	42	Ebeling Olaf	 GER	92	2:24.69		
25	4	Bombera Jan	 CZE	92	2:33.90		
26	26	Michalik Karol	 SVK	92	2:43.30		
27	48	Lussi Gerhardt	 SUI	92	2:44.44		
28	28	Konkoľ Pavol	 SVK	92	3:09.75		
29	57	Svirbutavicius Marijonas	 LIT	90	1:42.69		
30	41	Kelterer Erek	 GER	90	2:10.19		
31	23	Kato Shinji	 JCSF	90	2:54.22		
32	11	Popovič Marko	 CRO	88	1:48.53		
33	36	Vertačnik Tim	 SLO	88	1:49.20		
34	63	Kommits Ranel	 EST	88	1:53.10		
35	75	Paprzycki Janusz	 POL	88	2:04.53		
36	60	Romanovskis Aleksandras	 LIT	88	2:36.50		
37	62	Borovkov Dmitri	 EST	88	2:37.88		
38	29	Náhlík Rastislav	 SVK	88	2:44.50		
39	13	Brovět Bruno	 CRO	86	1:36.40		
40	17	Lay Gerhard	 AUT	86	1:52.60		
41	22	Okamoto Kenji	 JCSF	86	1:58.91		
42	49	Presas Rafael Baque	 ESP	86	2:00.00		
43	74	Noga Marek	 POL	86	2:17.50		

44	16	Meindl Gerhard		AUT	84	2:00.12
45	40	Visser Wiebold		GER	84	4:22.97
46	35	Sotenšek Tomo		SLO	82	3:00.10
47	59	Sinkevicius Laurynas		LIT	80	2:22.60
48	14	Zbašnik Sandi		CRO	78	1:46.70
49	50	Castanye Jordi Miquel		ESP	78	2:18.44
50	54	Agost Francisco Blasco		ESP	78	2:57.90
51	19	Gattermaier Werner		AUT	78	3:02.80
52	24	Sakurai Akihiko		JCSF	76	3:02.31
53	84	Motomichi Nozaka		JCA	70	3:20.75
54	64	Lahi Allan		EST	68	2:38.78
55	79	Jensen Harald Okern		NOR	66	2:40.30
56	52	Cano Jordi Casals		ESP	56	2:42.50
57	53	Valles Vicente Ferran		ESP	42	2:30.70
58	25	Igari Seiichi		JCSF	0	
59	51	Peris Ezequiel Tortajada		ESP	0	
60	55	Howlett Colin		GBR	0	
61	56	Miller Andy		GBR	0	
62	77	Kita Jan		POL	0	
63	80	Kita Pawel		POL	0	

4 - Spinning Accuracy MEN

Rank	No.	Name	Nation	Points	Time	Final	
						Points	Time
1	75	Paprzycki Janusz	POL	100	3:40.88	100	3:09.25
2	38	Nagel Jens	GER	95	3:04.31	95	2:45.22
3	5	Kobliha Karel	CZE	100	3:31.62	95	2:59.72
4	42	Ebeling Olaf	GER	100	4:17.93	95	3:18.09
5	41	Kelterer Erek	GER	100	3:43.90	85	2:40.78
6	27	Mészáros Jan	SVK	100	3:59.90	85	3:03.03
7	12	Ožbolt Goran	CRO	100	2:54.50	80	1:59.72
8	13	Brovat Bruno	CRO	95	2:37.50	80	2:25.50
9	74	Noga Marek	POL	95	3:04.69		
10	3	Luxa Josef, Ing.	CZE	95	3:06.70		
11	34	Stevanovič Dušan	SLO	95	3:20.69		
12	17	Lay Gerhard	AUT	95	3:26.93		
13	71	Targosz Wlodzimierz	POL	95	3:39.80		
14	47	Schwarz Markus	SUI	95	3:41.43		
15	1	Luxa Jan	CZE	95	4:05.15		
16	58	Prismantas Kristupas	LIT	95	4:07.78		
17	26	Michalik Karol	SVK	95	4:15.06		
18	37	Maire-Hensge Heinz	GER	95	4:42.22		
19	39	Stein Ralf	GER	95	4:45.52		
20	54	Agost Francisco Blasco	ESP	95	5:14.84		
21	2	Lexa Patrik	CZE	95	5:44.50		
22	48	Lussi Gerhardt	SUI	90	4:19.00		
23	18	Zinner Christian	AUT	90	4:19.19		
24	76	Kuza Jacek	POL	90	5:01.20		
25	40	Visser Wiebold	GER	90	6:07.50		
26	57	Svirbutavicius Marijonas	LIT	85	2:47.80		
27	11	Popovič Marko	CRO	85	2:51.80		
28	46	Kläusler Markus	SUI	85	2:52.66		
29	36	Vertačnik Tim	SLO	85	2:57.40		
30	16	Meindl Gerhard	AUT	85	3:23.43		
31	72	Stopa Pavel	POL	85	3:36.70		
32	15	Meindl Harald	AUT	85	4:11.00		
33	60	Romanovskis Aleksandras	LIT	85	4:42.70		
34	6	Krejčí Miloslav, Ing	CZE	85	4:45.69		
35	4	Bombera Jan	CZE	85	5:31.90		
36	73	Sapigorski Karol	POL	80	3:08.19		
37	49	Presas Rafael Baque	ESP	80	3:22.40		
38	24	Sakurai Akihiko	JCSF	80	4:11.72		
39	29	Náhlik Rastislav	SVK	80	4:27.63		
40	19	Gattermaier Werner	AUT	80	5:00.93		
41	35	Sotenšek Tomo	SLO	80	5:40.69		
42	31	Valášek Tomáš	SVK	75	3:19.31		
43	30	Mikula Karol	SVK	75	3:56.70		

44	65	Kransberg Gustav		SWE	75	4:10.69
45	23	Kato Shinji		JCSF	75	6:37.90
46	14	Zbašnik Sandi		CRO	70	3:10.60
47	59	Sinkevicius Laurynas		LIT	70	4:00.10
48	28	Konkoľ Pavol		SVK	70	5:20.06
49	63	Kommits Ranel		EST	65	3:00.20
50	64	Lahi Allan		EST	65	3:54.15
51	50	Castanye Jordi Miquel		ESP	65	4:08.70
52	22	Okamoto Kenji		JCSF	60	4:27.85
53	62	Borovkov Dmitri		EST	60	4:58.50
54	52	Cano Jordi Casals		ESP	55	4:26.38
55	53	Valles Vicente Ferran		ESP	55	4:50.16
56	79	Jensen Harald Okern		NOR	45	5:19.15
57	84	Motomichi Nozaka		JCA	40	6:09.10
58	25	Igari Seiichi		JCSF	0	
59	51	Peris Ezequiel Tortajada		ESP	0	
60	55	Howlett Colin		GBR	0	
61	56	Miller Andy		GBR	0	
62	77	Kita Jan		POL	0	
63	80	Kita Pawel		POL	0	





















5 - Spinning Distance Single Handed MEN

Rank	No.	Name	Nation	Meters	Points	Final Meters
1	34	Stevanovič Dušan	SLO	79,82	119,730	76,65
2	27	Mészáros Jan	SVK	79,53	119,295	74,46
3	1	Luxa Jan	CZE	79,14	118,710	72,81
4	72	Stopa Pavel	POL	78,23	117,345	76,84
5	13	Brovjet Bruno	CRO	77,21	115,815	72,18
6	3	Luxa Josef, Ing.	CZE	76,57	114,855	73,83
7	38	Nagel Jens	GER	76,00	114,000	74,65
8	23	Kato Shinji	JCSF	75,27	112,905	74,81
9	4	Bombera Jan	CZE	74,88	112,320	
10	39	Stein Ralf	GER	74,84	112,260	
11	11	Popovič Marko	CRO	74,03	111,045	
12	71	Targosz Wlodzimierz	POL	73,68	110,520	
13	52	Cano Jordi Casals	ESP	73,54	110,310	
14	40	Visser Wiebold	GER	73,48	110,220	
15	46	Kläusler Markus	SUI	73,43	110,145	
16	28	Konkoľ Pavol	SVK	72,91	109,365	
17	42	Ebeling Olaf	GER	72,91	109,365	
18	12	Ožbolt Goran	CRO	72,87	109,305	
19	5	Kobliha Karel	CZE	72,83	109,245	
20	37	Maire-Hensge Heinz	GER	72,82	109,230	
21	35	Sotenšek Tomo	SLO	72,59	108,885	
22	73	Sapigorski Karol	POL	72,54	108,810	
23	6	Krejčí Miloslav, Ing	CZE	72,49	108,735	
24	74	Noga Marek	POL	72,12	108,180	
25	2	Lexa Patrik	CZE	72,05	108,075	
26	76	Kuza Jacek	POL	72,05	108,075	
27	49	Presas Rafael Baque	ESP	71,76	107,640	
28	26	Michalik Karol	SVK	71,75	107,625	
29	62	Borovkov Dmitri	EST	71,71	107,565	
30	58	Prismantas Kristupas	LIT	71,63	107,445	
31	50	Castanye Jordi Miquel	ESP	71,24	106,860	
32	36	Vertačnik Tim	SLO	71,06	106,590	
33	17	Lay Gerhard	AUT	70,97	106,455	
34	29	Náhlík Rastislav	SVK	70,95	106,425	
35	57	Svirbutavicius Marijonas	LIT	70,82	106,230	
36	24	Sakurai Akihiko	JCSF	70,34	105,510	
37	22	Okamoto Kenji	JCSF	69,60	104,400	
38	47	Schwarz Markus	SUI	68,84	103,260	
39	41	Kelterer Erek	GER	68,29	102,435	
40	75	Paprzycki Janusz	POL	68,03	102,045	
41	60	Romanovskis Aleksandras	LIT	67,68	101,520	
42	30	Mikula Karol	SVK	67,47	101,205	
43	54	Agost Francisco Blasco	ESP	67,11	100,665	

44	59	Sinkevicius Laurynas		LIT	66,81	100,215
45	18	Zinner Christian		AUT	65,01	97,515
46	15	Meindl Harald		AUT	64,70	97,050
47	51	Peris Ezequiel Tortajada		ESP	64,15	96,225
48	31	Valášek Tomáš		SVK	63,98	95,970
49	16	Meindl Gerhard		AUT	62,35	93,525
50	84	Motomichi Nozaka		JCA	62,32	93,480
51	48	Lussi Gerhardt		SUI	62,02	93,030
52	25	Igari Seiichi		JCSF	61,93	92,895
53	14	Zbašnik Sandi		CRO	60,66	90,990
54	65	Kransberg Gustav		SWE	60,05	90,075
55	53	Valles Vicente Ferran		ESP	60,03	90,045
56	19	Gattermaier Werner		AUT	57,52	86,280
57	79	Jensen Harald Okern		NOR	52,58	78,870
58	55	Howlett Colin		GBR	0,00	0,000
59	56	Miller Andy		GBR	0,00	0,000
60	63	Kommits Ranel		EST	0,00	0,000
61	64	Lahi Allan		EST	0,00	0,000
62	77	Kita Jan		POL	0,00	0,000
63	80	Kita Pawel		POL	0,00	0,000

6 - Fly Distance Double Handed MEN

Rank	No.	Name	Nation	Cast 1	Cast 2	Points	Final cast
1	71	Targosz Wlodzimierz	POL	88,36	88,19	176,55	77,82
2	3	Luxa Josef, Ing.	CZE	85,96	85,21	171,17	77,74
3	42	Ebeling Olaf	GER	89,85	86,24	176,09	76,41
4	4	Bombera Jan	CZE	87,61	83,97	171,58	76,32
5	6	Krejčí Miloslav, Ing	CZE	85,65	83,21	168,86	75,45
6	74	Noga Marek	POL	86,82	79,14	165,96	73,68
7	2	Lexa Patrik	CZE	90,39	88,37	178,76	73,51
8	27	Mészáros Jan	SVK	84,44	84,40	168,84	68,19
9	37	Maire-Hensge Heinz	GER	84,35	82,50	166,85	
10	1	Luxa Jan	CZE	84,27	83,23	167,50	
11	39	Stein Ralf	GER	83,88	74,24	158,12	
12	79	Jensen Harald Okern	NOR	82,44	81,73	164,17	
13	5	Kobliha Karel	CZE	82,25	81,82	164,07	
14	26	Michalik Karol	SVK	81,20	80,80	162,00	
15	62	Borovkov Dmitri	EST	80,87	76,52	157,39	
16	40	Visser Wiebold	GER	80,80	73,83	154,63	
17	65	Kransberg Gustav	SWE	80,70	66,59	147,29	
18	23	Kato Shinji	JCSF	80,13	76,94	157,07	
19	28	Konkoľ Pavol	SVK	79,44	74,37	153,81	
20	41	Kelterer Erek	GER	79,23	78,92	158,15	
21	76	Kuza Jacek	POL	77,70	71,33	149,03	
22	47	Schwarz Markus	SUI	77,67	76,99	154,66	
23	18	Zinner Christian	AUT	77,39	77,06	154,45	
24	38	Nagel Jens	GER	76,91	75,94	152,85	
25	30	Mikula Karol	SVK	75,15	74,58	149,73	
26	72	Stopa Pavel	POL	74,97	72,99	147,96	
27	49	Presas Rafael Baque	ESP	74,77	71,42	146,19	
28	75	Paprzycki Janusz	POL	74,10	73,77	147,87	
29	24	Sakurai Akihiko	JCSF	72,64	68,60	141,24	
30	29	Náhlik Rastislav	SVK	72,56	70,98	143,54	
31	73	Sapigorski Karol	POL	70,95	69,65	140,60	
32	31	Valášek Tomáš	SVK	68,19	66,81	135,00	
33	22	Okamoto Kenji	JCSF	67,16	64,71	131,87	
34	19	Gattermaier Werner	AUT	66,85	61,94	128,79	
35	50	Castanye Jordi Miquel	ESP	63,05	62,97	126,02	
36	56	Miller Andy	GBR	62,24	61,20	123,44	
37	84	Motomichi Nozaka	JCA	53,30	52,02	105,32	
38	54	Agost Francisco Blasco	ESP	43,81	43,03	86,84	
39	52	Cano Jordi Casals	ESP	39,38	38,98	78,36	
40	11	Popovič Marko	CRO	0,00	0,00	0,00	
41	12	Ožbolt Goran	CRO	0,00	0,00	0,00	
42	13	Brovet Bruno	CRO	0,00	0,00	0,00	
43	14	Zbašnik Sandi	CRO	0,00	0,00	0,00	

44	15	Meindl Harald		AUT	0,00	0,00	0,00
45	16	Meindl Gerhard		AUT	0,00	0,00	0,00
46	17	Lay Gerhard		AUT	0,00	0,00	0,00
47	25	Igari Seiichi		JCSF	0,00	0,00	0,00
48	34	Stevanovič Dušan		SLO	0,00	0,00	0,00
49	35	Sotenšek Tomo		SLO	0,00	0,00	0,00
50	36	Vertačnik Tim		SLO	0,00	0,00	0,00
51	46	Kläusler Markus		SUI	0,00	0,00	0,00
52	48	Lussi Gerhardt		SUI	0,00	0,00	0,00
53	51	Peris Ezequiel Tortajada		ESP	0,00	0,00	0,00
54	53	Valles Vicente Ferran		ESP	0,00	0,00	0,00
55	55	Howlett Colin		GBR	0,00	0,00	0,00
56	57	Svirbutavicius Marijonas		LIT	0,00	0,00	0,00
57	58	Prismantas Kristupas		LIT	0,00	0,00	0,00
58	59	Sinkevicius Laurynas		LIT	0,00	0,00	0,00
59	60	Romanovskis Aleksandras		LIT	0,00	0,00	0,00
60	63	Kommits Ranel		EST	0,00	0,00	0,00
61	64	Lahi Allan		EST	0,00	0,00	0,00
62	77	Kita Jan		POL	0,00	0,00	0,00
63	80	Kita Pawel		POL	0,00	0,00	0,00

7 - Spinning Distance Double Handed MEN





















Rank	No.	Name	Nation	Meters	Points	Final Meters
1	38	Nagel Jens	GER	110,55	165,825	118,33
2	52	Cano Jordi Casals	ESP	109,09	163,635	114,98
3	39	Stein Ralf	GER	107,77	161,655	107,40
4	62	Borovkov Dmitri	EST	114,94	172,410	107,20
5	76	Kuza Jacek	POL	106,38	159,570	106,83
6	42	Ebeling Olaf	GER	106,92	160,380	106,18
7	6	Krejčí Miloslav, Ing	CZE	111,91	167,865	0,00
8	22	Okamoto Kenji	JCSF	106,51	159,765	0,00
9	27	Mészáros Jan	SVK	105,84	158,760	
10	53	Valles Vicente Ferran	ESP	105,59	158,385	
11	1	Luxa Jan	CZE	104,98	157,470	
12	41	Kelterer Erek	GER	104,88	157,320	
13	37	Maire-Hensge Heinz	GER	103,94	155,910	
14	3	Luxa Josef, Ing.	CZE	103,83	155,745	
15	28	Konkoľ Pavol	SVK	103,58	155,370	
16	56	Miller Andy	GBR	103,19	154,785	
17	65	Kransberg Gustav	SWE	102,90	154,350	
18	47	Schwarz Markus	SUI	102,53	153,795	
19	50	Castanye Jordi Miquel	ESP	102,37	153,555	
20	30	Mikula Karol	SVK	102,25	153,375	
21	63	Kommits Ranel	EST	101,90	152,850	
22	2	Lexa Patrik	CZE	101,51	152,265	
23	5	Kobliha Karel	CZE	101,46	152,190	
24	26	Michalik Karol	SVK	101,31	151,965	
25	73	Sapigorski Karol	POL	100,85	151,275	
26	29	Náhlik Rastislav	SVK	99,90	149,850	
27	71	Targosz Wlodzimierz	POL	99,74	149,610	
28	23	Kato Shinji	JCSF	99,37	149,055	
29	51	Peris Ezequiel Tortajada	ESP	98,71	148,065	
30	75	Paprzycki Janusz	POL	98,66	147,990	
31	55	Howlett Colin	GBR	98,34	147,510	
32	49	Presas Rafael Baque	ESP	98,26	147,390	
33	4	Bombera Jan	CZE	97,95	146,925	
34	25	Igari Seiichi	JCSF	96,96	145,440	
35	72	Stopa Pavel	POL	95,88	143,820	
36	19	Gattermaier Werner	AUT	95,08	142,620	
37	31	Valášek Tomáš	SVK	93,90	140,850	
38	74	Noga Marek	POL	92,52	138,780	
39	54	Agost Francisco Blasco	ESP	91,10	136,650	
40	64	Lahi Allan	EST	84,00	126,000	
41	11	Popovič Marko	CRO	0,00	0,000	
42	12	Ožbolt Goran	CRO	0,00	0,000	
43	13	Brovat Bruno	CRO	0,00	0,000	

44	14	Zbašnik Sandi		CRO	0,00	0,000
45	15	Meindl Harald		AUT	0,00	0,000
46	16	Meindl Gerhard		AUT	0,00	0,000
47	17	Lay Gerhard		AUT	0,00	0,000
48	18	Zinner Christian		AUT	0,00	0,000
49	24	Sakurai Akihiko		JCSF	0,00	0,000
50	34	Stevanovič Dušan		SLO	0,00	0,000
51	35	Sotenšek Tomo		SLO	0,00	0,000
52	36	Vertačnik Tim		SLO	0,00	0,000
53	40	Visser Wiebold		GER	0,00	0,000
54	46	Kläusler Markus		SUI	0,00	0,000
55	48	Lussi Gerhardt		SUI	0,00	0,000
56	57	Svirbutavicius Marijonas		LIT	0,00	0,000
57	58	Prismantas Kristupas		LIT	0,00	0,000
58	59	Sinkevicius Laurynas		LIT	0,00	0,000
59	60	Romanovskis Aleksandras		LIT	0,00	0,000
60	77	Kita Jan		POL	0,00	0,000
61	80	Kita Pawel		POL	0,00	0,000
62	79	Jensen Harald Okern		NOR	0,00	0,000
63	84	Motomichi Nozaka		JCA	0,00	0,000

8 - Multiplier Accuracy Skish MEN








Final

Rank	No.	Name	Nation	Points	Time	Points	Time
1	77	Kita Jan	 POL	90	3:28.85	100	3:02.88
2	46	Kläusler Markus	 SUI	100	3:42.44	95	2:49.78
3	42	Ebeling Olaf	 GER	100	4:34.00	95	2:56.16
4	47	Schwarz Markus	 SUI	85	3:09.06	90	3:21.72
5	41	Kelterer Erek	 GER	90	3:50.63	90	3:23.87
6	5	Kobliha Karel	 CZE	95	3:05.69	85	2:20.03
7	4	Bombera Jan	 CZE	95	3:11.30	85	3:30.13
8	76	Kuza Jacek	 POL	90	4:05.00	75	2:29.12
9	38	Nagel Jens	 GER	85	3:35.34		
10	48	Lussi Gerhardt	 SUI	85	3:52.60		
11	3	Luxa Josef, Ing.	 CZE	85	4:19.80		
12	37	Maire-Hensge Heinz	 GER	85	4:28.20		
13	12	Ožbolt Goran	 CRO	80	2:56.80		
14	80	Kita Pawel	 POL	80	3:02.50		
15	24	Sakurai Akihiko	 JCSF	80	3:21.20		
16	75	Paprzycki Janusz	 POL	80	3:35.84		
17	65	Kransberg Gustav	 SWE	80	4:16.90		
18	34	Stevanovič Dušan	 SLO	80	4:18.94		
19	23	Kato Shinji	 JCSF	80	4:19.20		
20	22	Okamoto Kenji	 JCSF	75	4:15.60		
21	39	Stein Ralf	 GER	75	5:41.63		
22	18	Zinner Christian	 AUT	70	3:19.15		
23	2	Lexa Patrik	 CZE	70	3:20.07		
24	11	Popovič Marko	 CRO	70	3:36.44		
25	49	Presas Rafael Baque	 ESP	70	3:48.25		
26	1	Luxa Jan	 CZE	70	4:13.80		
27	6	Krejčí Miloslav, Ing	 CZE	70	5:10.10		
28	26	Michalik Karol	 SVK	70	5:43.10		
29	74	Noga Marek	 POL	65	3:20.50		
30	50	Castanye Jordi Miquel	 ESP	65	3:30.40		
31	71	Targosz Wlodzimierz	 POL	65	3:32.97		
32	63	Kommits Ranel	 EST	65	4:34.68		
33	30	Mikula Karol	 SVK	60	4:20.27		
34	62	Borovkov Dmitri	 EST	55	3:45.30		
35	28	Konkoľ Pavol	 SVK	55	5:41.97		
36	31	Valášek Tomáš	 SVK	50	3:38.40		
37	54	Agost Francisco Blasco	 ESP	40	4:50.20		
38	27	Mészáros Jan	 SVK	40	6:01.34		
39	52	Cano Jordi Casals	 ESP	35	3:38.47		
40	53	Valles Vicente Ferran	 ESP	30	4:21.75		
41	64	Lahi Allan	 EST	20	5:39.00		
42	84	Motomichi Nozaka	 JCA	10	7:31.75		
43	13	Brovat Bruno	 CRO	0			

44	14	Zbašnik Sandi		CRO	0
45	15	Meindl Harald		AUT	0
46	16	Meindl Gerhard		AUT	0
47	17	Lay Gerhard		AUT	0
48	19	Gattermaier Werner		AUT	0
49	25	Igari Seiichi		JCSF	0
50	29	Náhlik Rastislav		SVK	0
51	35	Sotenšek Tomo		SLO	0
52	36	Vertačnik Tim		SLO	0
53	40	Visser Wiebold		GER	0
54	51	Peris Ezequiel Tortajada		ESP	0
55	55	Howlett Colin		GBR	0
56	56	Miller Andy		GBR	0
57	57	Svirbutavicius Marijonas		LIT	0
58	58	Prismantas Kristupas		LIT	0
59	59	Sinkevicius Laurynas		LIT	0
60	60	Romanovskis Aleksandras		LIT	0
61	72	Stopa Pavel		POL	0
62	73	Sapigorski Karol		POL	0
63	79	Jensen Harald Okern		NOR	0





















9 - Multiplier Distance Double Handed MEN

Rank	No.	Name	Nation	Meters	Points	Final Meters
1	53	Valles Vicente Ferran	 ESP	120,28	180,420	121,99
2	52	Cano Jordi Casals	 ESP	118,81	178,215	121,62
3	38	Nagel Jens	 GER	116,67	175,005	117,43
4	76	Kuza Jacek	 POL	114,02	171,030	116,13
5	77	Kita Jan	 POL	112,93	169,395	115,94
6	50	Castanye Jordi Miquel	 ESP	116,15	174,225	114,86
7	80	Kita Pawel	 POL	112,45	168,675	114,63
8	51	Peris Ezequiel Tortajada	 ESP	113,62	170,430	0,00
9	5	Kobliha Karel	 CZE	112,18	168,270	
10	3	Luxa Josef, Ing.	 CZE	111,77	167,655	
11	28	Konkoľ Pavol	 SVK	111,00	166,500	
12	62	Borovkov Dmitri	 EST	109,29	163,935	
13	37	Maire-Hensge Heinz	 GER	109,28	163,920	
14	22	Okamoto Kenji	 JCSF	108,94	163,410	
15	75	Paprzycki Janusz	 POL	108,81	163,215	
16	74	Noga Marek	 POL	108,69	163,035	
17	65	Kransberg Gustav	 SWE	108,02	162,030	
18	34	Stevanovič Dušan	 SLO	107,82	161,730	
19	71	Targosz Wlodzimierz	 POL	107,79	161,685	
20	23	Kato Shinji	 JCSF	107,74	161,610	
21	6	Krejčí Miloslav, Ing	 CZE	106,95	160,425	
22	39	Stein Ralf	 GER	106,42	159,630	
23	42	Ebeling Olaf	 GER	106,40	159,600	
24	41	Kelterer Erek	 GER	102,98	154,470	
25	54	Agost Francisco Blasco	 ESP	102,96	154,440	
26	4	Bombera Jan	 CZE	102,45	153,675	
27	56	Miller Andy	 GBR	101,49	152,235	
28	27	Mészáros Jan	 SVK	101,43	152,145	
29	26	Michalik Karol	 SVK	100,68	151,020	
30	1	Luxa Jan	 CZE	98,61	147,915	
31	24	Sakurai Akihiko	 JCSF	98,20	147,300	
32	47	Schwarz Markus	 SUI	97,82	146,730	
33	2	Lexa Patrik	 CZE	95,82	143,730	
34	48	Lussi Gerhardt	 SUI	94,71	142,065	
35	84	Motomichi Nozaka	 JCA	94,30	141,450	
36	64	Lahi Allan	 EST	78,68	118,020	
37	25	Igari Seiichi	 JCSF	75,14	112,710	
38	11	Popovič Marko	 CRO	0,00	0,000	
39	12	Ožbolt Goran	 CRO	0,00	0,000	
40	13	Brovat Bruno	 CRO	0,00	0,000	
41	14	Zbašnik Sandi	 CRO	0,00	0,000	
42	15	Meindl Harald	 AUT	0,00	0,000	
43	16	Meindl Gerhard	 AUT	0,00	0,000	












































44	17	Lay Gerhard		AUT	0,00	0,000
45	18	Zinner Christian		AUT	0,00	0,000
46	19	Gattermaier Werner		AUT	0,00	0,000
47	29	Náhlik Rastislav		SVK	0,00	0,000
48	30	Mikula Karol		SVK	0,00	0,000
49	31	Valášek Tomáš		SVK	0,00	0,000
50	35	Sotenšek Tomo		SLO	0,00	0,000
51	36	Vertačnik Tim		SLO	0,00	0,000
52	40	Visser Wiebold		GER	0,00	0,000
53	46	Kläusler Markus		SUI	0,00	0,000
54	49	Presas Rafael Baque		ESP	0,00	0,000
55	55	Howlett Colin		GBR	0,00	0,000
56	57	Svirbutavicius Marijonas		LIT	0,00	0,000
57	58	Prismantas Kristupas		LIT	0,00	0,000
58	59	Sinkevicius Laurynas		LIT	0,00	0,000
59	60	Romanovskis Aleksandras		LIT	0,00	0,000
60	63	Kommits Ranel		EST	0,00	0,000
61	72	Stopa Pavel		POL	0,00	0,000
62	73	Sapigorski Karol		POL	0,00	0,000
63	79	Jensen Harald Okern		NOR	0,00	0,000




















Pentathlon MEN

Rank	No.	Name	Nation	D1	D2	D3	D4	D5	Total
1	27	Mészáros Jan	SVK	95	115,74	98	100	119,295	528,035
2	5	Kobliha Karel	CZE	100	108,24	100	100	109,245	517,485
3	1	Luxa Jan	CZE	100	107,90	94	95	118,710	515,610
4	34	Stevanovič Dušan	SLO	95	105,32	96	95	119,730	511,050
5	71	Targosz Wlodzimierz	POL	100	108,98	96	95	110,520	510,500
6	3	Luxa Josef, Ing.	CZE	95	106,49	96	95	114,855	507,345
7	76	Kuza Jacek	POL	95	115,78	96	90	108,075	504,855
8	37	Maire-Hensge Heinz	GER	95	103,03	100	95	109,230	502,260
9	38	Nagel Jens	GER	95	97,24	98	95	114,000	499,240
10	41	Kelterer Erek	GER	95	109,48	90	100	102,435	496,915
11	72	Stopa Pavel	POL	100	97,13	96	85	117,345	495,475
12	2	Lexa Patrik	CZE	100	91,21	96	95	108,075	490,285
13	17	Lay Gerhard	AUT	100	102,13	86	95	106,455	489,585
14	39	Stein Ralf	GER	90	90,62	98	95	112,260	485,880
15	12	Ožbolt Goran	CRO	80	98,08	98	100	109,305	485,385
16	42	Ebeling Olaf	GER	90	93,43	92	100	109,365	484,795
17	4	Bombera Jan	CZE	95	99,39	92	85	112,320	483,710
18	18	Zinner Christian	AUT	95	107,08	94	90	97,515	483,595
19	28	Konkoľ Pavol	SVK	95	117,06	92	70	109,365	483,425
20	74	Noga Marek	POL	100	93,82	86	95	108,180	483,000
21	47	Schwarz Markus	SUI	100	88,51	94	95	103,260	480,770
22	26	Michalik Karol	SVK	95	89,88	92	95	107,625	479,505
23	40	Visser Wiebold	GER	90	105,21	84	90	110,220	479,430
24	11	Popovič Marko	CRO	95	93,99	88	85	111,045	473,035
25	15	Meindl Harald	AUT	100	95,04	94	85	97,050	471,090
26	13	Brovet Bruno	CRO	85	84,55	86	95	115,815	466,365
27	36	Vertačnik Tim	SLO	95	91,56	88	85	106,590	466,150
28	30	Mikula Karol	SVK	95	100,50	94	75	101,205	465,705
29	31	Valášek Tomáš	SVK	95	107,67	92	75	95,970	465,640
30	75	Paprzycki Janusz	POL	100	74,81	88	100	102,045	464,855
31	29	Náhlík Rastislav	SVK	95	94,92	88	80	106,425	464,345
32	57	Svirbutavicius Marijonas	LIT	95	87,66	90	85	106,230	463,890
33	58	Prismantas Kristupas	LIT	55	112,16	94	95	107,445	463,605
34	6	Krejčí Miloslav, Ing	CZE	85	88,85	96	85	108,735	463,585
35	48	Lussi Gerhardt	SUI	100	87,47	92	90	93,030	462,500
36	23	Kato Shinji	JCSF	85	95,75	90	75	112,905	458,655
37	65	Kransberg Gustav	SWE	100	91,59	98	75	90,075	454,665
38	24	Sakurai Akihiko	JCSF	100	93,03	76	80	105,510	454,540
39	49	Presas Rafael Baque	ESP	90	84,42	86	80	107,640	448,060
40	16	Meindl Gerhard	AUT	90	93,25	84	85	93,525	445,775
41	73	Sapigorski Karol	POL	85	77,26	94	80	108,810	445,070
42	22	Okamoto Kenji	JCSF	100	92,31	86	60	104,400	442,710
43	60	Romanovskis Aleksandras	LIT	95	71,49	88	85	101,520	441,010

44	19	Gattermaier Werner		AUT	95	91,84	78	80	86,280	431,120
45	35	Sotenšek Tomo		SLO	75	84,60	82	80	108,885	430,485
46	50	Castanye Jordi Miquel		ESP	95	81,13	78	65	106,860	425,990
47	54	Agost Francisco Blasco		ESP	55	85,38	78	95	100,665	414,045
48	59	Sinkevicius Laurynas		LIT	60	98,37	80	70	100,215	408,585
49	62	Borovkov Dmitri		EST	40	109,48	88	60	107,565	405,045
50	46	Kläusler Markus		SUI	100	0,00	98	85	110,145	393,145
51	79	Jensen Harald Okern		NOR	65	113,10	66	45	78,870	367,970
52	14	Zbašnik Sandi		CRO	45	78,51	78	70	90,990	362,500
53	63	Kommits Ranel		EST	95	84,12	88	65	0,000	332,120
54	52	Cano Jordi Casals		ESP	10	81,14	56	55	110,310	312,450
55	84	Motomichi Nozaka		JCA	45	62,60	70	40	93,480	311,080
56	53	Valles Vicente Ferran		ESP	0	69,30	42	55	90,045	256,345
57	64	Lahi Allan		EST	60	61,41	68	65	0,000	254,410
58	51	Peris Ezequiel Tortajada		ESP	0	0,00	0	0	96,225	96,225
59	25	Igari Seiichi		JCSF	0	0,00	0	0	92,895	92,895
60	56	Miller Andy		GBR	0	83,08	0	0	0,000	83,080
61	55	Howlett Colin		GBR	0	0,00	0	0	0,000	0,000
62	77	Kita Jan		POL	0	0,00	0	0	0,000	0,000
63	80	Kita Pawel		POL	0	0,00	0	0	0,000	0,000





















Heptathlon MEN

Rank	No.	Name	Nation	D1 - D5	D6	D7	Total
1	27	Mészáros Jan	 SVK	528,04	168,84	158,760	855,635
2	1	Luxa Jan	 CZE	515,61	167,50	157,470	840,580
3	71	Targosz Wlodzimierz	 POL	510,50	176,55	149,610	836,660
4	3	Luxa Josef, Ing.	 CZE	507,35	171,17	155,745	834,260
5	5	Kobliha Karel	 CZE	517,49	164,07	152,190	833,745
6	37	Maire-Hensge Heinz	 GER	502,26	166,85	155,910	825,020
7	2	Lexa Patrik	 CZE	490,29	178,76	152,265	821,310
8	42	Ebeling Olaf	 GER	484,80	176,09	160,380	821,265
9	38	Nagel Jens	 GER	499,24	152,85	165,825	817,915
10	76	Kuza Jacek	 POL	504,86	149,03	159,570	813,455
11	41	Kelterer Erek	 GER	496,92	158,15	157,320	812,385
12	39	Stein Ralf	 GER	485,88	158,12	161,655	805,655
13	4	Bombera Jan	 CZE	483,71	171,58	146,925	802,215
14	6	Krejčí Miloslav, Ing	 CZE	463,59	168,86	167,865	800,310
15	26	Michalik Karol	 SVK	479,51	162,00	151,965	793,470
16	28	Konkoľ Pavol	 SVK	483,43	153,81	155,370	792,605
17	47	Schwarz Markus	 SUI	480,77	154,66	153,795	789,225
18	74	Noga Marek	 POL	483,00	165,96	138,780	787,740
19	72	Stopa Pavel	 POL	495,48	147,96	143,820	787,255
20	30	Mikula Karol	 SVK	465,71	149,73	153,375	768,810
21	23	Kato Shinji	 JCSF	458,66	157,07	149,055	764,780
22	75	Paprzycki Janusz	 POL	464,86	147,87	147,990	760,715
23	29	Náhlik Rastislav	 SVK	464,35	143,54	149,850	757,735
24	65	Kransberg Gustav	 SWE	454,67	147,29	154,350	756,305
25	49	Presas Rafael Baque	 ESP	448,06	146,19	147,390	741,640
26	31	Valášek Tomáš	 SVK	465,64	135,00	140,850	741,490
27	73	Sapigorski Karol	 POL	445,07	140,60	151,275	736,945
28	62	Borovkov Dmitri	 EST	405,05	157,39	172,410	734,845
29	22	Okamoto Kenji	 JCSF	442,71	131,87	159,765	734,345
30	50	Castanye Jordi Miquel	 ESP	425,99	126,02	153,555	705,565
31	19	Gattermaier Werner	 AUT	431,12	128,79	142,620	702,530
32	18	Zinner Christian	 AUT	483,60	154,45	0,000	638,045
33	54	Agost Francisco Blasco	 ESP	414,05	86,84	136,650	637,535
34	40	Visser Wiebold	 GER	479,43	154,63	0,000	634,060
35	24	Sakurai Akihiko	 JCSF	454,54	141,24	0,000	595,780
36	52	Cano Jordi Casals	 ESP	312,45	78,36	163,635	554,445
37	79	Jensen Harald Okern	 NOR	367,97	164,17	0,000	532,140
38	34	Stevanovič Dušan	 SLO	511,05	0,00	0,000	511,050
39	17	Lay Gerhard	 AUT	489,59	0,00	0,000	489,585
40	12	Ožbolt Goran	 CRO	485,39	0,00	0,000	485,385
41	63	Kommits Ranel	 EST	332,12	0,00	152,850	484,970
42	11	Popovič Marko	 CRO	473,04	0,00	0,000	473,035
43	15	Meindl Harald	 AUT	471,09	0,00	0,000	471,090

44	13	Brovet Bruno		CRO	466,37	0,00	0,000	466,365
45	36	Vertačnik Tim		SLO	466,15	0,00	0,000	466,150
46	57	Svirbutavicius Marijonas		LIT	463,89	0,00	0,000	463,890
47	58	Prismantas Kristupas		LIT	463,61	0,00	0,000	463,605
48	48	Lussi Gerhardt		SUI	462,50	0,00	0,000	462,500
49	16	Meindl Gerhard		AUT	445,78	0,00	0,000	445,775
50	60	Romanovskis Aleksandras		LIT	441,01	0,00	0,000	441,010
51	35	Sotenšek Tomo		SLO	430,49	0,00	0,000	430,485
52	84	Motomichi Nozaka		JCA	311,08	105,32	0,000	416,400
53	53	Valles Vicente Ferran		ESP	256,35	0,00	158,385	414,730
54	59	Sinkevicius Laurynas		LIT	408,59	0,00	0,000	408,585
55	46	Kläusler Markus		SUI	393,15	0,00	0,000	393,145
56	64	Lahi Allan		EST	254,41	0,00	126,000	380,410
57	14	Zbašnik Sandi		CRO	362,50	0,00	0,000	362,500
58	56	Miller Andy		GBR	83,08	123,44	154,785	361,305
59	51	Peris Ezequiel Tortajada		ESP	96,23	0,00	148,065	244,290
60	25	Igari Seiichi		JCSF	92,90	0,00	145,440	238,335
61	55	Howlett Colin		GBR	0,00	0,00	147,510	147,510
62	77	Kita Jan		POL	0,00	0,00	0,000	0,000
63	80	Kita Pawel		POL	0,00	0,00	0,000	0,000

1-9 MEN

Rank	No.	Name	Nation	D1 - D7	D8	D9	Total
1	5	Kobliha Karel	 CZE	833,745	95	168,270	1097,015
2	3	Luxa Josef, Ing.	 CZE	834,260	85	167,655	1086,915
3	42	Ebeling Olaf	 GER	821,265	100	159,600	1080,865
4	38	Nagel Jens	 GER	817,915	85	175,005	1077,920
5	76	Kuza Jacek	 POL	813,455	90	171,030	1074,485
6	37	Maire-Hensge Heinz	 GER	825,020	85	163,920	1073,940
7	71	Targosz Wlodzimierz	 POL	836,660	65	161,685	1063,345
8	1	Luxa Jan	 CZE	840,580	70	147,915	1058,495
9	41	Kelterer Erek	 GER	812,385	90	154,470	1056,855
10	4	Bombera Jan	 CZE	802,215	95	153,675	1050,890
11	27	Mészáros Jan	 SVK	855,635	40	152,145	1047,780
12	39	Stein Ralf	 GER	805,655	75	159,630	1040,285
13	2	Lexa Patrik	 CZE	821,310	70	143,730	1035,040
14	6	Krejčí Miloslav, Ing	 CZE	800,310	70	160,425	1030,735
15	47	Schwarz Markus	 SUI	789,225	85	146,730	1020,955
16	74	Noga Marek	 POL	787,740	65	163,035	1015,775
17	26	Michalik Karol	 SVK	793,470	70	151,020	1014,490
18	28	Konkoľ Pavol	 SVK	792,605	55	166,500	1014,105
19	23	Kato Shinji	 JCSF	764,780	80	161,610	1006,390
20	75	Paprzycki Janusz	 POL	760,715	80	163,215	1003,930
21	65	Kransberg Gustav	 SWE	756,305	80	162,030	998,335
22	22	Okamoto Kenji	 JCSF	734,345	75	163,410	972,755
23	62	Borovkov Dmitri	 EST	734,845	55	163,935	953,780
24	50	Castanye Jordi Miquel	 ESP	705,565	65	174,225	944,790
25	54	Agost Francisco Blasco	 ESP	637,535	40	154,440	831,975
26	30	Mikula Karol	 SVK	768,810	60	0,000	828,810
27	24	Sakurai Akihiko	 JCSF	595,780	80	147,300	823,080
28	49	Presas Rafael Baque	 ESP	741,640	70	0,000	811,640
29	31	Valášek Tomáš	 SVK	741,490	50	0,000	791,490
30	72	Stopa Pavel	 POL	787,255	0	0,000	787,255
31	52	Cano Jordi Casals	 ESP	554,445	35	178,215	767,660
32	29	Náhlík Rastislav	 SVK	757,735	0	0,000	757,735
33	34	Stevanovič Dušan	 SLO	511,050	80	161,730	752,780
34	73	Sapigorski Karol	 POL	736,945	0	0,000	736,945
35	18	Zinner Christian	 AUT	638,045	70	0,000	708,045
36	19	Gattermaier Werner	 AUT	702,530	0	0,000	702,530
37	48	Lussi Gerhardt	 SUI	462,500	85	142,065	689,565
38	40	Visser Wiebold	 GER	634,060	0	0,000	634,060
39	53	Valles Vicente Ferran	 ESP	414,730	30	180,420	625,150
40	84	Motomichi Nozaka	 JCA	416,400	10	141,450	567,850
41	12	Ožbolt Goran	 CRO	485,385	80	0,000	565,385
42	63	Kommits Ranel	 EST	484,970	65	0,000	549,970
43	11	Popovič Marko	 CRO	473,035	70	0,000	543,035

44	79	Jensen Harald Okern		NOR	532,140	0	0,000	532,140
45	64	Lahi Allan		EST	380,410	20	118,020	518,430
46	56	Miller Andy		GBR	361,305	0	152,235	513,540
47	46	Kläusler Markus		SUI	393,145	100	0,000	493,145
48	17	Lay Gerhard		AUT	489,585	0	0,000	489,585
49	15	Meindl Harald		AUT	471,090	0	0,000	471,090
50	13	Brovet Bruno		CRO	466,365	0	0,000	466,365
51	36	Vertačnik Tim		SLO	466,150	0	0,000	466,150
52	57	Svirbutavicius Marijonas		LIT	463,890	0	0,000	463,890
53	58	Prismantas Kristupas		LIT	463,605	0	0,000	463,605
54	16	Meindl Gerhard		AUT	445,775	0	0,000	445,775
55	60	Romanovskis Aleksandras		LIT	441,010	0	0,000	441,010
56	35	Sotenšek Tomo		SLO	430,485	0	0,000	430,485
57	51	Peris Ezequiel Tortajada		ESP	244,290	0	170,430	414,720
58	59	Sinkevicius Laurynas		LIT	408,585	0	0,000	408,585
59	14	Zbašnik Sandi		CRO	362,500	0	0,000	362,500
60	25	Igari Seiichi		JCSF	238,335	0	112,710	351,045
61	77	Kita Jan		POL	0,000	90	169,395	259,395
62	80	Kita Pawel		POL	0,000	80	168,675	248,675
63	55	Howlett Colin		GBR	147,510	0	0,000	147,510

World Championship
CASTING
SPORT 2015
HLUBOKÁ NAD VLTAVOU
CZECH REPUBLIC





World Championship in
Casting Sport 2015
September 9 – 13, 2015

Hluboká nad Vltavou Czech Republic

Weltmeisterschaft
im Castingsport 2015
vom 9. 9. bis 13. 9. 2015


















Hluboká nad Vltavou Tschechische Republik

Team competition MEN








Rank	Flag	Nation	Name 1	Points	Name 2	Points	Name 3	Points	Name 4	Points	TOTAL
1		CZE	Luxa Jan	515,610	Lexa Patrik	490,285	Luxa Josef, Ing	507,345	Bombera Jan	483,710	1996,950
2		POL	Targosz Włodzimierz	510,500	Stopa Pavel	495,475	Noga Marek	483,000	Kuza Jacek	504,855	1993,830
3		GER	Maire-Hensge Heinz	502,260	Nagel Jens	499,240	Stein Ralf	485,880	Visser Viebold	479,430	1966,810
4		SVK	Michalik Karol	479,505	Mészáros Jan	528,035	Konkol' Pavol	483,425	Náhlík Rastislav	464,345	1955,310
5		AUT	Meindl Harald	471,090	Meindl Gerhard	445,775	Zinner Christian	483,595	Lay Gerhard	489,585	1890,045
6		CRO	Popovič Marko	473,035	Ožbolt Goran	485,385	Brovet Bruno	466,365	Zbašnik Sandi	362,500	1787,285
7		LIT	Svirbutavicius Marijonas	463,890	Prismantas Kristupas	463,605	Sinkevicius Laurynas	408,585	Romanovskis Aleksandras	441,010	1777,090
8		ESP	Presas Rafael Baque	448,060	Castanye Jordi Miquel	425,990	Cano Jordi Casals	312,450	Agost Francisco Blasco	414,045	1600,545
9		JCSF	Okamoto Kenji	442,710	Kato Shinji	458,655	Sakurai Akihiko	454,540	Igari Seiichi	92,895	1448,800

1 - Fly accuracy LADIES




Final

Rank	No.	Name	Nation	Points	Time	Points	Time
1	7	Marková Kateřina	 CZE	100	2:16.41	95	1:49.07
2	9	Havelková Tereza	 CZE	95	3:05.30	95	2:19.87
3	20	Kläusler Alena	 AUT	95	2:24.79	95	2:22.87
4	69	Polowczyk Natalia	 POL	100	2:31.38	85	2:03.69
5	68	Kuza Magdalena	 POL	90	3:09.20	80	2:42.53
6	21	Steinberger Sabine	 AUT	90	3:16.40	70	2:52.62
7	43	Dürrwald Sabrina	 GER	85	2:39.40		
8	44	Strauch Nathali	 GER	85	3:05.10		
9	8	Brončková Jana, Ing.	 CZE	85	3:48.10		
10	70	Mosko Oliwia	 POL	80	3:22.32		
11	66	Morild Linnea	 SWE	80	4:02.40		
12	33	Ledvoňová Edita	 SVK	75	3:12.20		
13	45	Stein Janet	 GER	75	3:20.66		
14	61	Svirbutaviciute Ugne	 LIT	60	3:23.09		
15	32	Jankovičová Jana	 SVK	60	3:58.00		
16	78	Josephsen Christine	 NOR	35	3:54.00		
17	67	Hermansson Sandra Ahlström	 SWE	0	0:00.00		

2 - Fly Distance Single handed LADIES


















Rank	No.	Name	Nation	Cast 1	Cast 2	Points	Final cast
1	7	Marková Kateřina	 CZE	43,93	42,50	86,43	52,62
2	20	Kläusler Alena	 AUT	44,63	43,79	88,42	52,45
3	43	Dürrwald Sabrina	 GER	46,77	46,13	92,90	50,83
4	44	Strauch Nathali	 GER	41,27	40,24	81,51	49,22
5	8	Brončková Jana, Ing.	 CZE	45,43	42,43	87,86	47,05
6	33	Ledvoňová Edita	 SVK	42,59	37,62	80,21	43,46
7	45	Stein Janet	 GER	39,81	38,67	78,48	
8	9	Havelková Tereza	 CZE	39,80	39,41	79,21	
9	68	Kuza Magdalena	 POL	37,68	36,14	73,82	
10	78	Josephsen Christine	 NOR	37,62	32,66	70,28	
11	70	Mosko Oliwia	 POL	37,61	35,73	73,34	
12	21	Steinberger Sabine	 AUT	36,30	36,15	72,45	
13	32	Jankovičová Jana	 SVK	36,21	36,11	72,32	
14	69	Polowczyk Natalia	 POL	36,19	35,97	72,16	
15	66	Morild Linnea	 SWE	35,82	35,35	71,17	
16	61	Svirbutaviciute Ugne	 LIT	31,53	30,85	62,38	
17	67	Hermansson Sandra Ahlström	 SWE	30,89	25,69	56,58	

3 - Spinning Accuracy Arenberg Target LADIES


















Rank	No.	Name	Nation	Points	Time	Final	
						Points	Time
1	9	Havelková Tereza	 CZE	90	2:51.80	94	2:19.91
2	69	Polowczyk Natalia	 POL	94	1:56.50	92	1:42.66
3	7	Marková Kateřina	 CZE	94	2:01.20	92	1:44.85
4	68	Kuza Magdalena	 POL	94	2:21.81	88	1:53.41
5	61	Svirbutaviciute Ugne	 LIT	96	2:00.00	88	2:05.84
6	32	Jankovičová Jana	 SVK	92	2:17.20	88	2:14.50
7	70	Mosko Oliwia	 POL	88	1:37.72		
8	8	Brončková Jana, Ing.	 CZE	88	2:09.60		
9	66	Morild Linnea	 SWE	88	3:21.59		
10	45	Stein Janet	 GER	88	4:06.81		
11	33	Ledvoňová Edita	 SVK	86	2:21.41		
12	43	Dürrwald Sabrina	 GER	84	2:22.12		
13	44	Strauch Nathali	 GER	84	3:10.03		
14	20	Kläusler Alena	 AUT	78	2:53.60		
15	67	Hermansson Sandra Ahlström	 SWE	78	2:57.60		
16	21	Steinberger Sabine	 AUT	74	2:20.90		
17	78	Josephsen Christine	 NOR	58	3:11.22		

4 - Spinning Accuracy LADIES

Final


















Rank	No.	Name	Nation	Points	Time	Points	Time
1	70	Mosko Oliwia	 POL	85	3:17.30	95	2:49.44
2	7	Marková Kateřina	 CZE	85	3:14.00	90	3:01.16
3	8	Brončková Jana, Ing.	 CZE	95	3:40.32	90	3:37.84
4	9	Havelková Tereza	 CZE	95	5:06.00	90	3:48.12
5	69	Polowczyk Natalia	 POL	85	3:12.57	85	3:13.44
6	43	Dürrwald Sabrina	 GER	90	4:31.25	85	4:25.29
7	44	Strauch Nathali	 GER	85	5:13.78		
8	45	Stein Janet	 GER	80	4:33.50		
9	32	Jankovičová Jana	 SVK	80	5:02.00		
10	68	Kuza Magdalena	 POL	75	3:23.53		
11	33	Ledvoňová Edita	 SVK	75	4:08.70		
12	20	Kläusler Alena	 AUT	75	4:52.10		
13	67	Hermansson Sandra Ahlström	 SWE	70	4:45.72		
14	61	Svirbutaviciute Ugne	 LIT	65	3:18.87		
15	21	Steinberger Sabine	 AUT	65	4:15.96		
16	66	Morild Linnea	 SWE	65	5:01.80		
17	78	Josephsen Christine	 NOR	10	5:59.60		

5 - Spinning Distance Single Handed LADIES


















Rank	No.	Name	Nation	Meters	Points	Final Meters
1	7	Marková Kateřina	 CZE	64,80	97,200	71,10
2	9	Havelková Tereza	 CZE	66,60	99,900	67,60
3	43	Dürrwald Sabrina	 GER	65,49	98,235	66,59
4	44	Strauch Nathali	 GER	69,67	104,505	65,76
5	69	Polowczyk Natalia	 POL	66,83	100,245	65,11
6	70	Mosko Oliwia	 POL	63,54	95,310	62,94
7	32	Jankovičová Jana	 SVK	62,35	93,525	
8	68	Kuza Magdalena	 POL	60,43	90,645	
9	8	Brončková Jana, Ing.	 CZE	58,75	88,125	
10	61	Svirbutaviciute Ugne	 LIT	57,50	86,250	
11	20	Kläusler Alena	 AUT	56,63	84,945	
12	21	Steinberger Sabine	 AUT	56,35	84,525	
13	66	Morild Linnea	 SWE	54,72	82,080	
14	33	Ledvoňová Edita	 SVK	51,10	76,650	
15	45	Stein Janet	 GER	0,00	0,000	
16	67	Hermansson Sandra Ahlström	 SWE	0,00	0,000	
17	78	Josephsen Christine	 NOR	0,00	0,000	

8 - Multiplier Accuracy Skish LADIES


















Final

Rank	No.	Name	Nation	Points	Time	Points	Time
1	7	Marková Kateřina	 CZE	80	3:52.90	85	3:32.97
2	68	Kuza Magdalena	 POL	80	2:43.30	80	2:37.88
3	45	Stein Janet	 GER	70	5:39.53	75	5:41.25
4	69	Polowczyk Natalia	 POL	70	4:02.15	70	3:52.88
5	44	Strauch Nathali	 GER	75	4:52.91	65	4:37.53
6	8	Brončková Jana, Ing.	 CZE	75	5:46.50	45	5:15.12
7	9	Havelková Tereza	 CZE	65	5:17.16		
8	70	Mosko Oliwia	 POL	60	3:55.84		
9	66	Morild Linnea	 SWE	60	6:43.16		
10	43	Dürrwald Sabrina	 GER	60	7:44.59		
11	20	Kläusler Alena	 AUT	55	3:26.80		
12	32	Jankovičová Jana	 SVK	40	5:47.60		
13	21	Steinberger Sabine	 AUT	0			
14	33	Ledvoňová Edita	 SVK	0			
15	61	Svirbutaviciute Ugne	 LIT	0			
16	67	Hermansson Sandra Ahlström	 SWE	0			
17	78	Josephsen Christine	 NOR	0			


















9 - Multiplier Distance Double Handed LADIES

Rank	No.	Name	Nation	Meters	Points	Final Meters
1	9	Havelková Tereza	 CZE	84,04	126,060	93,42
2	43	Dürrwald Sabrina	 GER	90,01	135,015	92,87
3	44	Strauch Nathali	 GER	92,46	138,690	90,11
4	20	Kläusler Alena	 AUT	84,32	126,480	88,40
5	45	Stein Janet	 GER	88,49	132,735	86,31
6	7	Marková Kateřina	 CZE	83,11	124,665	0,00
7	68	Kuza Magdalena	 POL	81,84	122,760	
8	69	Polowczyk Natalia	 POL	79,38	119,070	
9	8	Brončková Jana, Ing.	 CZE	41,54	62,310	
10	21	Steinberger Sabine	 AUT	0,00	0,000	
11	32	Jankovičová Jana	 SVK	0,00	0,000	
12	33	Ledvoňová Edita	 SVK	0,00	0,000	
13	61	Svirbutaviciute Ugne	 LIT	0,00	0,000	
14	66	Morild Linnea	 SWE	0,00	0,000	
15	67	Hermansson Sandra Ahlström	 SWE	0,00	0,000	
16	70	Mosko Oliwia	 POL	0,00	0,000	
17	78	Josephsen Christine	 NOR	0,00	0,000	

Pentathlon LADIES

Rank	No.	Name	Nation	D1	D2	D3	D4	D5	Total
1	7	Marková Kateřina	 CZE	100	86,43	94	85	97,200	462,630
2	9	Havelková Tereza	 CZE	95	79,21	90	95	99,900	459,110
3	69	Polowczyk Natalia	 POL	100	72,16	94	85	100,245	451,405
4	43	Dürwald Sabrina	 GER	85	92,90	84	90	98,235	450,135
5	8	Brončková Jana, Ing.	 CZE	85	87,86	88	95	88,125	443,985
6	44	Strauch Nathali	 GER	85	81,51	84	85	104,505	440,015
7	68	Kuza Magdalena	 POL	90	73,82	94	75	90,645	423,465
8	70	Mosko Oliwia	 POL	80	73,34	88	85	95,310	421,650
9	20	Kläusler Alena	 AUT	95	88,42	78	75	84,945	421,365
10	32	Jankovičová Jana	 SVK	60	72,32	92	80	93,525	397,845
11	33	Ledvoňová Edita	 SVK	75	80,21	86	75	76,650	392,860
12	66	Morild Linnea	 SWE	80	71,17	88	65	82,080	386,250
13	21	Steinberger Sabine	 AUT	90	72,45	74	65	84,525	385,975
14	61	Svirbutaviciute Ugne	 LIT	60	62,38	96	65	86,250	369,630
15	45	Stein Janet	 GER	75	78,48	88	80	0,000	321,480
16	67	Hermansson Sandra Ahlström	 SWE	0	56,58	78	70	0,000	204,580
17	78	Josephsen Christine	 NOR	35	70,28	58	10	0,000	173,280

Heptathlon LADIES







Rank	No.	Name	Nation	D1 - D5	D8	D9	Total
1	7	Marková Kateřina	 CZE	462,630	80	124,665	667,295
2	44	Strauch Nathali	 GER	440,015	75	138,690	653,705
3	9	Havelková Tereza	 CZE	459,110	65	126,060	650,170
4	43	Dürwald Sabrina	 GER	450,135	60	135,015	645,150
5	69	Polowczyk Natalia	 POL	451,405	70	119,070	640,475
6	68	Kuza Magdalena	 POL	423,465	80	122,760	626,225
7	20	Kläusler Alena	 AUT	421,365	55	126,480	602,845
8	8	Brončková Jana, Ing.	 CZE	443,985	75	62,310	581,295
9	45	Stein Janet	 GER	321,480	70	132,735	524,215
10	70	Mosko Oliwia	 POL	421,650	60	0,000	481,650
11	66	Morild Linnea	 SWE	386,250	60	0,000	446,250
12	32	Jankovičová Jana	 SVK	397,845	40	0,000	437,845
13	33	Ledvoňová Edita	 SVK	392,860	0	0,000	392,860
14	21	Steinberger Sabine	 AUT	385,975	0	0,000	385,975
15	61	Svirbutaviciute Ugne	 LIT	369,630	0	0,000	369,630
16	67	Hermansson Sandra Ahlström	 SWE	204,580	0	0,000	204,580
17	78	Josephsen Christine	 NOR	173,280	0	0,000	173,280



World Championship in
Casting Sport 2015
September 9 – 13, 2015
_Hluboká nad Vltavou, Czech Republic

Weltmeisterschaft
im Castingsport 2015
vom 9. 9. bis 13. 9. 2015
_Hluboká nad Vltavou, Tschechische Republik

Team competition LADIES

Rank	Flag	Nation	Name 1	Points	Name 2	Points	TOTAL
1		CZE	Marková Kateřina	462,630	Havelková Tereza	459,110	921,740
2		GER	Dürrwald Sabrina	450,135	Strauch Nathali	440,015	890,150
3		POL	Kuza Magdalena	423,465	Polowczyk Natalia	451,405	874,870
4		AUT	Kläusler Alena	421,365	Steinberger Sabine	385,975	807,340
5		SVK	Jankovičová Jana	397,845	Ledvoňová Edita	392,860	790,705
6		SWE	Morild Linnea	386,250	Hermansson Sandra Ahlström	204,580	590,830